



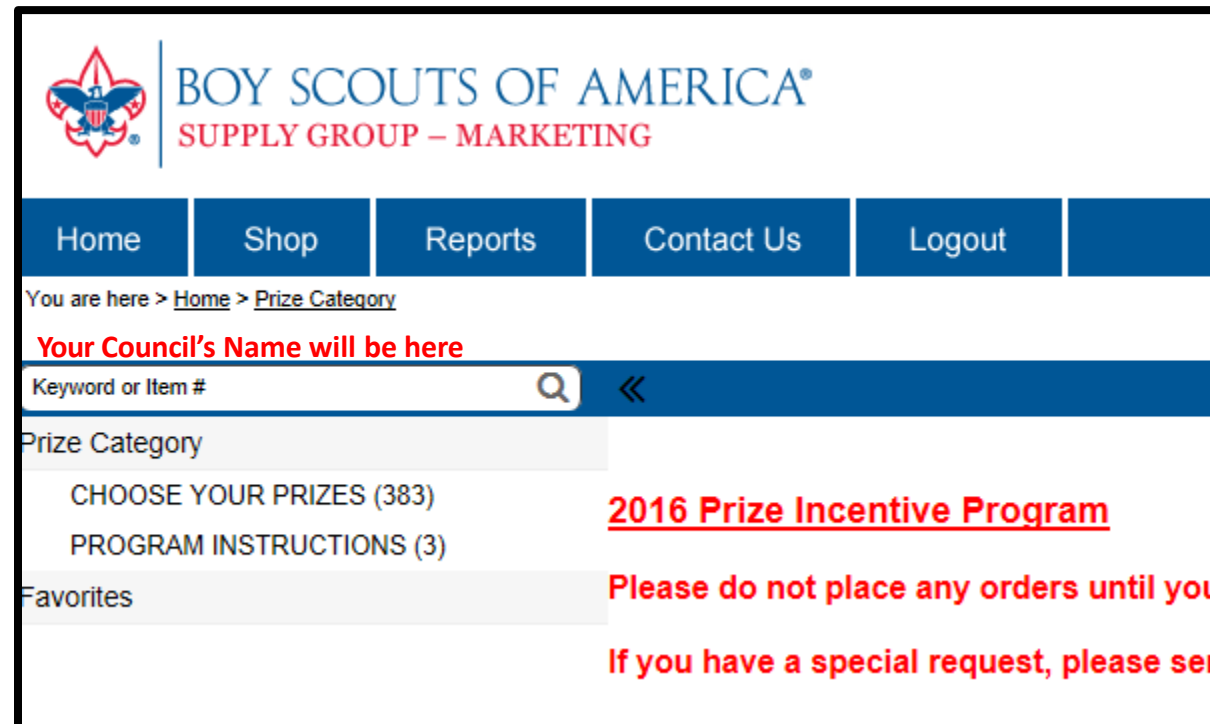
BOY SCOUTS OF AMERICA®

Prize Mania Guide for “Single Sign-In”




Single Sign-In Steps

For all Popcorn provider sites (Camp Masters, Trial's End, and Pecatonica), we are now integrated. The instructions below show you how to access their site to the BSA Prize Mania site without having to enter a second password.



The screenshot displays the BSA Supply Group - Marketing website interface. At the top left is the BSA logo, followed by the text "BOY SCOUTS OF AMERICA®" and "SUPPLY GROUP - MARKETING". Below this is a navigation menu with buttons for "Home", "Shop", "Reports", "Contact Us", and "Logout". A breadcrumb trail reads "You are here > Home > Prize Category". A red text prompt says "Your Council's Name will be here". Below that is a search bar labeled "Keyword or Item #" with a magnifying glass icon and a back arrow. The "Prize Category" section lists "CHOOSE YOUR PRIZES (383)" and "PROGRAM INSTRUCTIONS (3)". A "Favorites" section is partially visible. A red text notice states: "2016 Prize Incentive Program" (underlined), "Please do not place any orders until you", and "If you have a special request, please sen".

Trail's End Sign In



Trail's End[®]

POPCORN SYSTEM

Username

Password

SIGN IN

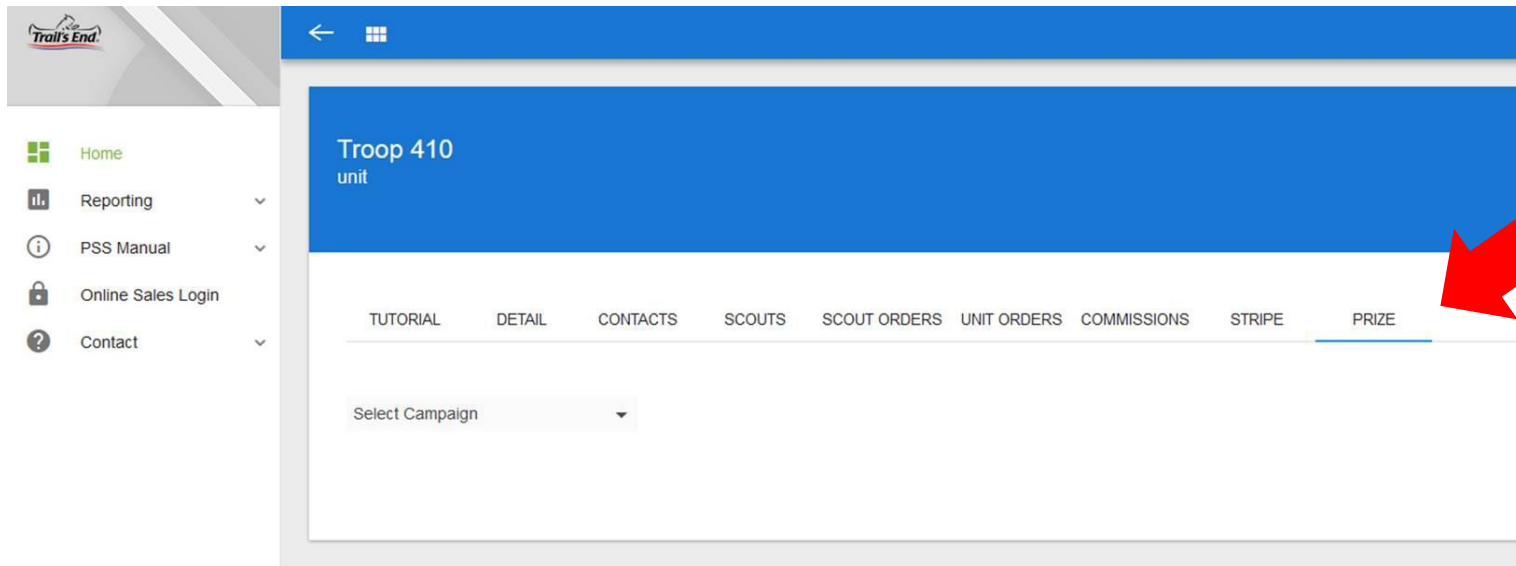
Stay signed in

Password and Username: [Need help?](#)
[Logging in for the first time?](#)

For the best experience, we recommend [Chrome](#) or [Firefox](#) browser.

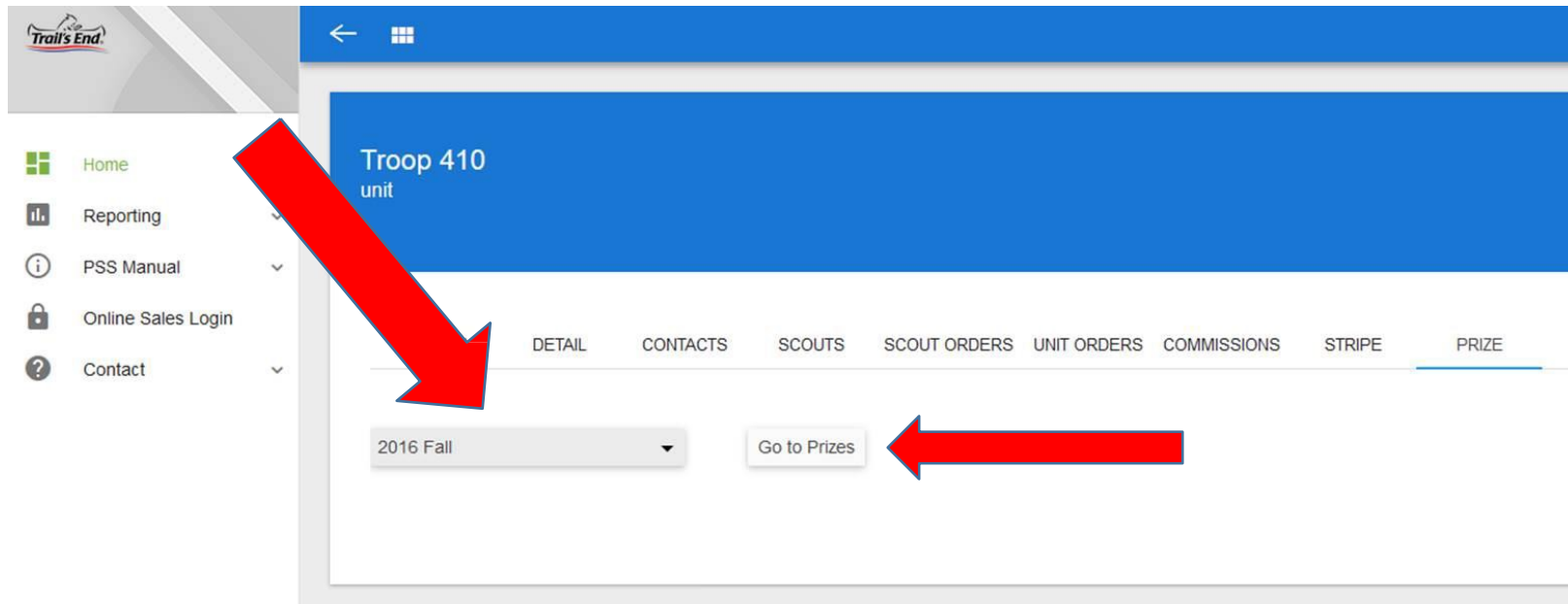
Step 1: Enter your Username and password

Trail's End Sign In



Step 2: Click on Prize

Trail's End Sign In



Step 3: Choose “2017 Fall” in the drop down box

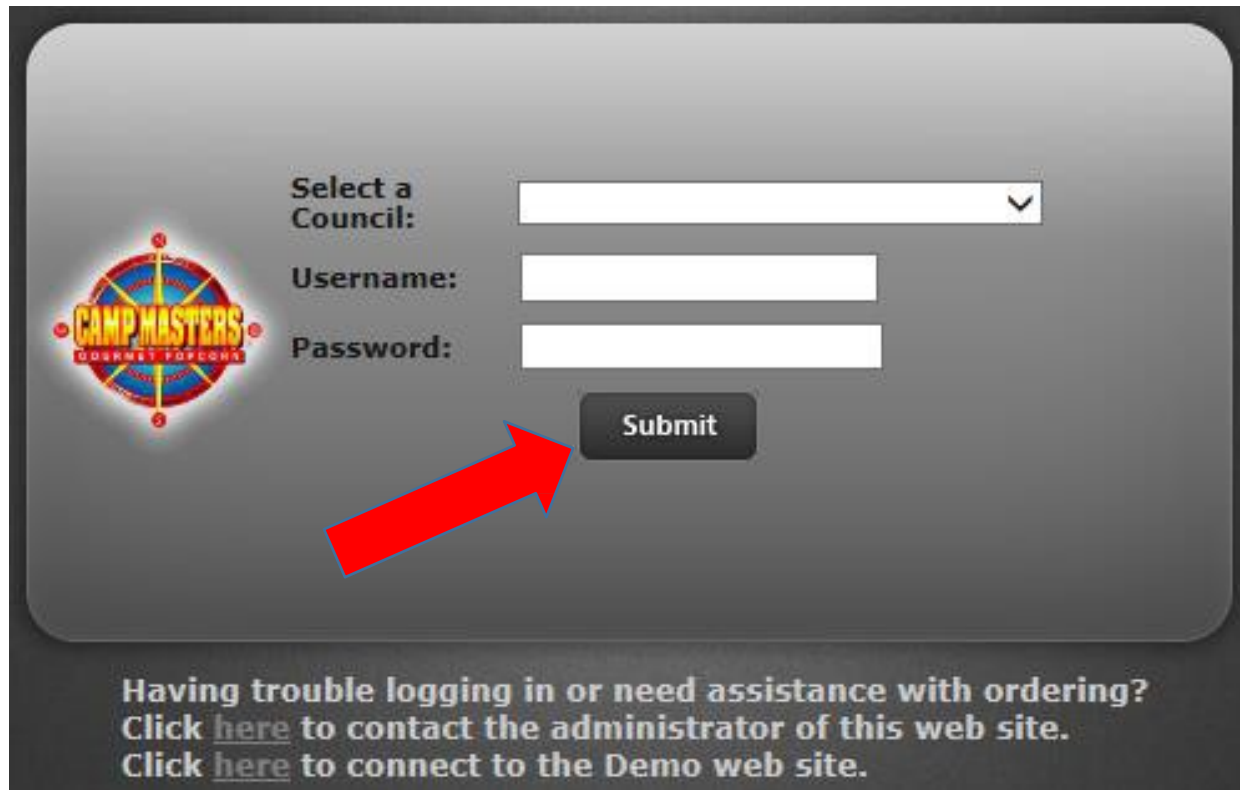
Final Step: Click on the “Go to Prizes” button, this will take you to the BSA Prize Mania site to order prizes and run reports.

Camp Masters Sign In

The screenshot shows the Camp Masters website interface. At the top left is the Camp Masters logo, a compass rose with 'CAMP MASTERS GOURMET POPCORN' in the center. To its right is a blue navigation bar with links: Home, Councils, Leaders, Scout Families, Scouts, and Consumers. Further right is the Boy Scouts of America logo with the slogan 'Prepared. For Life.™'. Below the navigation bar is a vertical menu on the left with the heading 'Maximize Your Sale' and items: Products, Prizes, High Achiever Prizes, How To Order Popcorn, FAQ, and Top Sellers. A large red arrow points to the 'Councils & Units, Order Here.' link at the bottom left. To the right of the menu are several promotional banners: a yellow banner for 'FUND YOUR ADVENTURE! MAXIMIZE YOUR POPCORN SALES! TRAINING VIDEO' with a 'CLICK HERE TO WATCH NOW!' link; a large orange banner with the Camp Masters logo and 'CLICK HERE TO WATCH NOW!'; a green banner for 'Councils & Units, Order Here.' with a laptop image and the link 'Council & Unit Ordering'; a yellow banner for 'CONSUMERS, support Scouts with your online popcorn purchase!' with the link 'PopcornOrdering.com'; a photo banner for 'CAMP MASTERS Quality' with the link 'CAMP MASTERS Quality'; and a banner for 'CAMP MASTERS UNIT KICK OFF CONTEST ENTER HERE!' with the link 'Unit Kick Off Contest' and a sub-link 'PayAnywhere "Credit Card Program"'. The bottom left corner of the screenshot shows the date '9/14/2017'.

Step 1: Click on the green sign in box shown below

Camp Masters Sign In



The image shows a sign-in form for Camp Masters. On the left is a logo featuring a compass rose with the text "CAMP MASTERS" and "COMMIT TO EXCELLENCE" below it. To the right of the logo are three input fields: "Select a Council:" with a dropdown arrow, "Username:", and "Password:". Below these fields is a dark grey "Submit" button. A large red arrow points from the bottom left towards the "Submit" button. At the bottom of the form, there is a link for assistance: "Having trouble logging in or need assistance with ordering? Click [here](#) to contact the administrator of this web site. Click [here](#) to connect to the Demo web site."

Step 2: Fill in the white boxes with the appropriate information

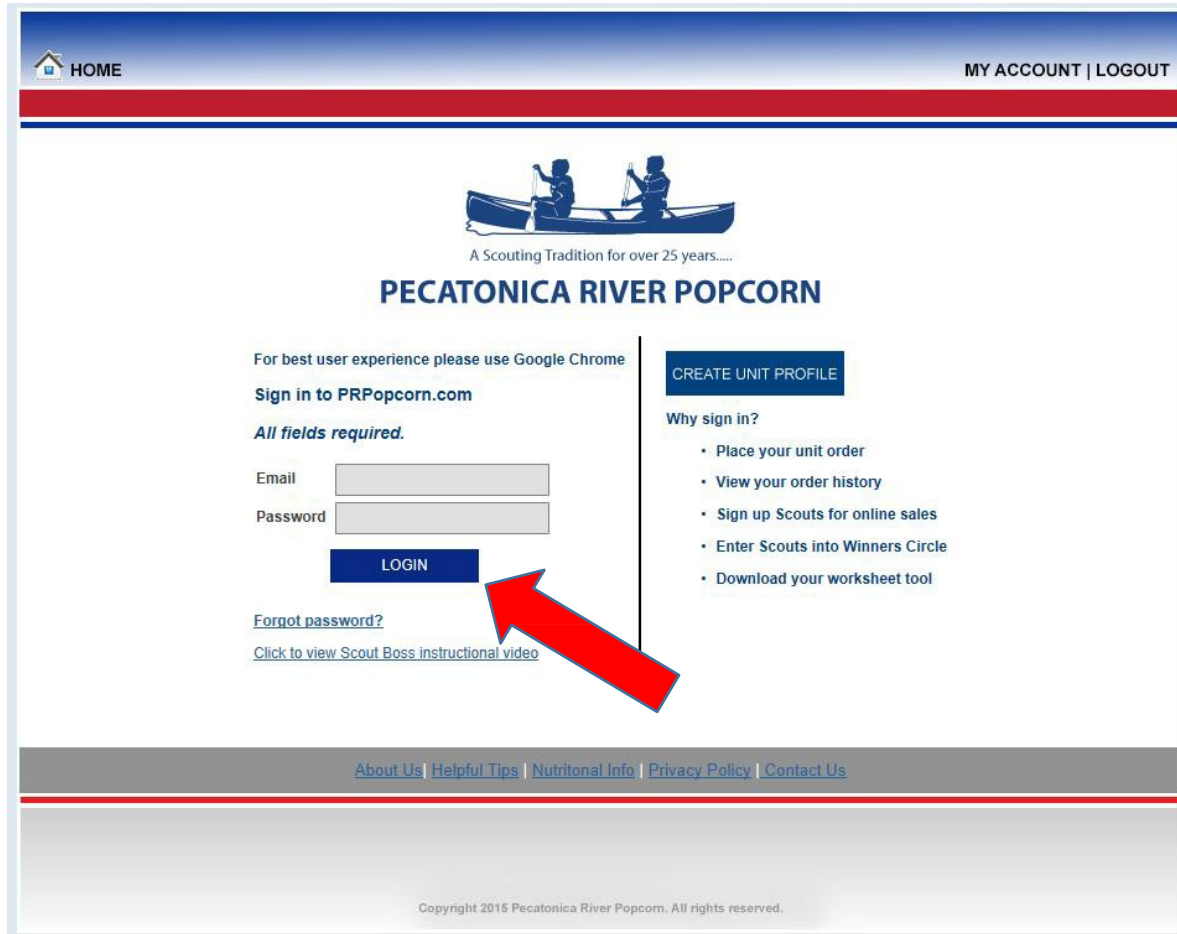
Final Step: Click the "Submit" button

Pecatonica River Popcorn Sign In



Step 1: Click on “My Account” in the upper right side shown.

Pecatonica River Popcorn Sign In



HOME MY ACCOUNT | LOGOUT

A Scouting Tradition for over 25 years....
PECATONICA RIVER POPCORN

For best user experience please use Google Chrome

Sign in to PRPopcorn.com

All fields required.

Email

Password

LOGIN

[Forgot password?](#)
[Click to view Scout Boss instructional video](#)

CREATE UNIT PROFILE

Why sign in?

- Place your unit order
- View your order history
- Sign up Scouts for online sales
- Enter Scouts into Winners Circle
- Download your worksheet tool

[About Us](#) | [Helpful Tips](#) | [Nutritional Info](#) | [Privacy Policy](#) | [Contact Us](#)

Copyright 2015 Pecatonica River Popcorn. All rights reserved.


Step 2: Enter your email and Password

Step 3: Click the "LOGIN" button

Pecatonica River Popcorn Sign In

Council Information	Quick Buttons						
	Place Order	View/Edit Orders					
	Enter a Scout for Online Seller ID	View Seller IDs/Online Sales					
	Enter Scout into Winner's Circle	View Winner's Circle Entries					
	Download Worksheet Tool	View/Update Unit Profile					
Important Dates	Order Summary						
	<table border="1"><thead><tr><th>Order Type</th><th>Gross Sales</th></tr></thead><tbody><tr><td>Show n Sell</td><td></td></tr><tr><td>Total</td><td></td></tr></tbody></table>	Order Type	Gross Sales	Show n Sell		Total	
	Order Type	Gross Sales					
	Show n Sell						
Total							
	Click here to claim your prize!						
Page 1 of 3							

Final Step: Click on the indicated button to claim your prizes, this will take you to the BSA Prize Mania site to order prizes and run reports.





BOY SCOUTS OF AMERICA®

Questions

If you have any questions please reach out to your Territory Manager or Customer Service at 800-323-0736 and they can guide you through the login process.