

How to Create an Account...

1. Click **Create Account**




2. Enter email address



3. Enter information and create a password.

NOTE: Your password **must be different** than the password used for the Texprint website.


Click **Continue**




Account created. 😊

How to Order Apparel...

1. Homepage of Account. Click on AeroCare Apparel



2. Select a Category. Select an Item. Add to Cart.



3. Click on Shipping Info
Shipping Address Defaults to Your Company Location Address
To Enter a New Address, Select **Enter New SHIP TO**. Click Save.



Lastly, Select View Cart and Check Out.

Enjoy your apparel. 😊

How to Login as a Returning User...

1. Enter E-Mail and Password

AeroCare Apparel

Sign In

Returning User

E-Mail
rachel.bortz@texprint.com

Password

Log In

Forgot your password?
Enter your e-mail: Retrieve

New User

[Create Account](#)
You will need your 3-Digit Cost Center (Location Number).
Your password **must be different** than the password used for the Texprint website.

[\[Create Account & Sign In Instructions\]](#)

Breathe A Little Easier®
AeroCare

Questions or Concerns?

Please call 1.800.285.5862 Ext. 850 or email rachel.bortz@texprint.com Thank you! 😊